

Legend


- 1** 1.8m wide asphalt trail
- 2** Concrete pad and benches
- 3** Playground with wood fiber
- 4** 1.2m/1.8m wide limestone screening trail
- 5** Naturalized stream channel
- 6** Stone slab bridge
- 7** Naturalized screening berm
- 8** Connection to Lisbon Place
- Proposed deciduous tree
- Proposed coniferous tree



Natural Stream Channel



Stone Slab Bridge



Limestone Screening Walkway



Naturalized Berm Planting



Perspective #1



Perspective #2

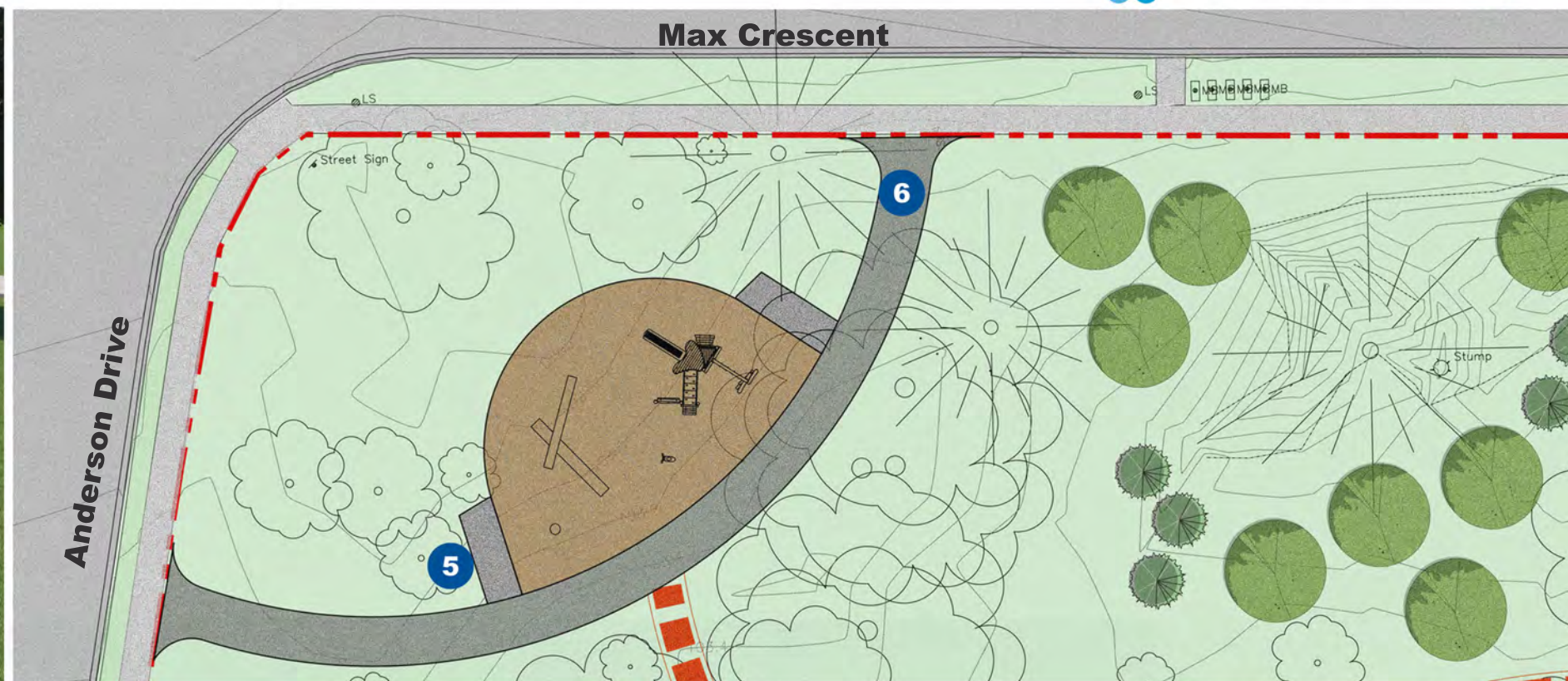


Legend

- 1** Multideck play tower
- 2** Forest bug springer
- 3** Spinner bowl
- 4** Log pile
- 5** Benches on concrete pad
- 6** 1.8m wide asphalt trail



Perspective #3



Plan View



Perspective #1



Perspective #2

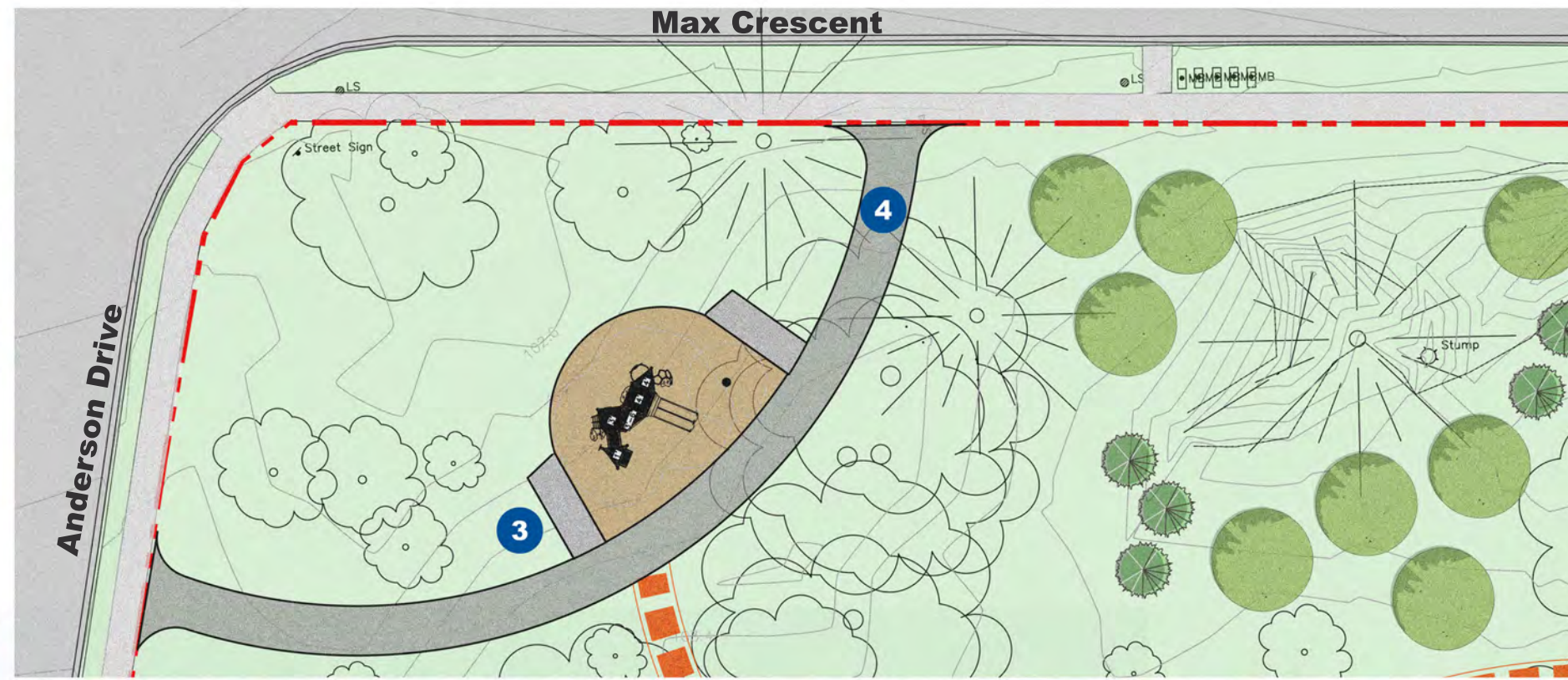
RK & Associates Inc.
Landscape Architecture • Sport Field • Running Track Design

Legend

- 1** Play structure
- 2** Xyra spinner
- 3** Benches on concrete pad
- 4** 1.8m wide asphalt trail



Perspective #3



Plan View